


# International Student Safety Guide





Australia is a multicultural country. This multicultural mix means that, in general, Australia is a diverse and tolerant nation. Sydney, is ranked as the 10th 'most liveable cities in the world' by the Mercer's Quality of Living Survey. However, because Australia is mostly an urban society, crime does occur.

Australia prides itself on the quality of education it provides to international students, who greatly contribute to it being seen as a friendly and welcoming society.



**Sydney College** endeavours to create a safe environment at its campus in Sydney for all its students and staff. We also try to provide students with relevant and useful information about personal safety.

This booklet provides you with some basic information about your safety and security. **Please read it carefully.**

## Crime

A person has committed a crime if he or she does something against the law and which may result in some kind of punishment. Australia has laws to protect its people and to make sure everyone behaves in a way that will not cause injury to others or damage or loss to other people's property. Even if you are from a different country or cultural background, you must follow these laws when you are in Australia. You can find more information about the Australian law at [www.lawlink.nsw.gov.au](http://www.lawlink.nsw.gov.au)

International students may feel embarrassed or afraid if they feel they are a victim of a crime. It is very important that you talk to the Police if you have been the victim of a crime.

### Some common crimes

**Assault:** No one has the right to physically hurt another person. If another person says they are going to hit you and you think that they can hurt you, or a person actually hits you, you should talk to the Police because this could be an assault. If you feel threatened by another person's behaviour towards you, you should speak to Student Services or the Police.

**Verbal Assault:** If someone shouts something at you when you are on the street that upsets you, the Police may not be able to do anything. Such comments could be, '*Go home to your own country*', '*Speak English; you are in Australia*'; '*We don't wear that sort of thing in this country*'. If the same person continues to make the same upsetting comments to you and you know who the person is, then you should speak to Student Services or the Police. This should never happen on campus at Sydney College. If it does, you should speak to Student Services immediately.

Racial hatred or vilification is behaviour using speech, images or writing in public, for example offensive racist comments or drawings, writing racist graffiti in a public place, making a racially abusive comment, joke, in public places including shops, workplaces, parks, public transport and schools. If you feel offended by comments from another person, you may be able to make a complaint to the Anti-Discrimination Board. Speak to Student Services immediately who will ensure that you speak to the appropriate person.



## Sexual Harassment & Assault

Many people when they hear the term, 'sexual assault' think of rape. Sexual assault is any kind of sexual behaviour that makes another person feel uncomfortable, frightened or threatened. Sexual assault can take many forms, for example, touching, fondling, kissing, being made to watch or take part in pornography, stalking (following and watching a person at their home or workplace), voyeurism (watching another person naked, undressing or having sex). Sexual harassment is any form of unwelcome sexual attention. It could be unwelcome touching, sexual comments or jokes or unwelcome requests for sex.

You may come from a culture that treats people differently depending on their gender. It is very important that you are aware of your behaviour towards other people because others may see your actions as sexual harassment or assault. If you feel that you have been a victim of sexual harassment or assault, you should speak to the Police immediately.

## Domestic Violence

Domestic violence is any kind of physical or sexual assaults, fear or intimidation or emotional abuse. This crime involves people who are in a relationship - married, de facto, family or living in the same home. No person has the right to commit these crimes. If you are a victim of domestic violence, you should contact the Police immediately.

## Scams

A scam is a dishonest attempt by another person to take your money or property. As a student in a new country, others may see you as an 'easy target'. Students have experienced scams with renting accommodation, transferring money, mobile phone scams and investment opportunities. Here are some simple steps to protect yourself from scams;

- Never give your bank card or on-line banking pin or password to another person;
- Be careful when withdrawing cash from an ATM;
- Never send money to a person you do not know;
- Only do business with people or companies that you know and trust;
- Always read contracts carefully before you sign them.



The Australian government has a website that can give you more information about scams and fraud; [www.scamwatch.gov.au](http://www.scamwatch.gov.au)



## Your Personal Safety

It is always a sensible idea to know where you need to go before you start your journey. **Sydney College provides you with a** map of Sydney CBD at the back of this booklet. Find where you are living and how you will travel to the Sydney College campus, shops and other places that you will often visit. Get to know the area where you will be.

Bus and train timetables are available from your local train station or bus terminal. It is important that you become familiar with these timetables especially if you are attending evening classes and plan to travel home after dark. Many international students have part time jobs often working late into the night or early in the mornings. It is very important to plan ahead and know what type of public transport you will use and the relevant timetables.

Get to know the area where you will be studying or working and you will quickly discover what areas are safe and those that are not so safe, especially at night time when there are less people around. Likewise, when you plan to go out, plan your trip, know who you are going out with, how you will get there and how you will get home.

## You and your money

It makes sense to open a bank account as soon as you arrive in Australia. It helps you to manage your money more easily and most banks have special accounts for students that have no fees. Most bank accounts will give you a bank card or Eftpos card. You can use this card to buy things in shops or you can use it to withdraw money from an ATM. Having an Eftpos card means that you do not need to carry large amounts of cash because you can withdraw the amount you only need from an ATM. You should never carry your card PIN with your card—memorise it and do not give it to anyone else.

## Some simple steps to avoid becoming a victim of crime.....

- Have a plan for going to and from Sydney College, your workplace or when going out.
- Do not carry large amounts of cash. Only bring the amount that you need with you for your journey.
- Walk confidently and be aware of what is going on around you.
- Do not travel through isolated areas particularly at night time.
- When possible, do not travel alone.
- Keep your valuables out of sight or if possible, leave them at home. Do not carry expensive jewellery, IT equipment or other valuable with you.
- Avoid situations and places where others are behaving in a loud and unruly way.
- Try not to take short-cuts, but take the route that you know. Use main foot paths along roads when you can.
- Only walk in well lit-up areas when it is dark.
- Report suspicious people or activities to the police.
- If you believe that someone is following you, walk to a safe place where you can get help.
- Always have a mobile phone. If you are being followed, call the Police on 000. Do not hang up until you get to a safe place.



# Safety While Using Public Transport

The easiest and cheapest way to travel to and from Sydney CBD is by using public buses and trains. Sydney College is less than 10 minutes walk from Central Station and major CBD bus interchanges. You should check the bus or train timetables and when you know your class timetable, you should plan your journeys to and from the Sydney College Campus.

For train timetables, log on to: [www.cityrail.info](http://www.cityrail.info)

For Sydney Bus timetables, log on to: [www.sydneybuses.info](http://www.sydneybuses.info)

For Sydney Ferries timetables, log on to: [www.sydneyferries.info](http://www.sydneyferries.info)

For all public transport options, log on to: [www.131500.com.au](http://www.131500.com.au)



Buses and trains are generally safe during peak hours, however, all commuters should be aware of pick pockets.

If you are travelling at night or early morning, wait in a well-lit area on the train station platform and near the ticket desk where you can see City Rail personnel. When travelling on the train, try not to travel alone, and sit near the Guard's compartment. The Guard's compartment has a blue light over the door.

## What if I am robbed?

Unfortunately, robbery is a fact of life in every big city. The most important thing is your personal safety.

- Do not place yourself or others with you in danger.
- To avoid injury, you should give the thief what they ask for.
- Report the incident to Police as soon as you are safe.
- If you can, give the Police a description of the thieves and the direction in which they went.





## Alcohol & Drugs

Alcohol is often linked with celebrations in Australia. It is consumed in religious and cultural ceremonies, social and business functions, and also with recreational activities. For many Australians “having a drink” is synonymous with relaxation, socialising, and good times. Alcohol use is accepted as an integral part of Australian life and culture and most adults drink alcohol to some degree.

The legal age in Australia for drinking any form of alcohol is 18 years. You may be asked for identification when you go to a bar or nite club to prove that you are over 18 such as your passport or driving license.

Alcohol is a big part for Australian society and abuse of alcohol causes many problems for individuals and families. Perhaps you come from a culture where alcohol is a big part of your culture too or maybe it is not part of your culture at all. You need to be aware that drinking too much alcohol can put you in a situation where you cannot look after yourself. Many crimes and injuries are the result of too much alcohol. ‘Bing drinking’ - drinking too much just to get drunk—is an increasing problem, especially for younger Australians.

We want you to enjoy your time in Australia, but it is important that you keep safe. Drinking too much alcohol can lead you to do things you would not normally do, get you into trouble with the Police or can affect your safety.

### Drink Spiking

Drink spiking is when alcohol or other drugs are added to your drink without your knowledge. You may not be able to taste the alcohol or drugs especially if your drink has a strong flavour or if you have already had a couple of alcoholic drinks. Drink spiking can leave you in a situation where you are not able to take care of yourself and other people can take advantage of you.

You can reduce the chances of another person spiking your drink by;

- Never leave your drink alone;
- Never take a drink from someone you don't know;
- If someone offers to buy you a drink, open it yourself or go with them so that you can see what they buy for you.

For more information on alcohol and you, log on to;


<https://yourroom.health.nsw.gov.au/a-z-of-drugs/Pages/alcohol.aspx>



## Illegal (Illicit) drugs

These drugs include cannabis, amphetamines (LSD, peed) cocaine, heron, ice and ecstasy . If you use, have, import or give any of these drugs to other people, it is a serious crime.

Like alcohol, use of any of these drugs can leave you in a situation where you are not able to take care of yourself and other people can take advantage of you. In addition, many illicit drugs are highly addictive and you may find it difficult to stop using them. Supply of these drugs is controlled by criminal gangs whose interest is to make money, not in your health or happiness.



## The Police and You

The role of the NSW Police Force is to detect, prevent and investigate crime, to protect the public, their peace and safety. The Police are involved in many daily activities such as monitoring road safety and providing help in times of emergency and rescue.

In the Sydney area, the local Police Station is located at 192 Day **Street**,, about 5 minutes walk from Sydney College.

Due to the diverse cultural nature of the residents of Sydney, the local Sydney Police strongly appreciate the diversity that a multicultural community including international students bring to the community. The Sydney Police aim to ensure the safety of international students and do not allow differences in culture prevent students from being able to ask for their help.

You will know a police officer by their distinctive blue uniform. Every police officer must have an identification badge with a photograph and the name of the officer. You may ask the police officer to see their identification badge.



Police officers can arrest, search and ask you for personal information. They can also enter a place of work, your home or search your vehicle if they believe that a crime has been committed.

You will often see police officers 'on patrol' walking along the streets in Sydney. You will always see two police officers together. You should not be afraid to approach a police officer. Their job is to help you if you have a problem, even if you are looking for directions.

You can find out more about the NSW Police Force by logging on to their website:  
[www.police.nsw.gov.au](http://www.police.nsw.gov.au)



## When should I report to the Police?

You should contact the police if;

- You are the victim of a crime, for example, a robbery or someone hurts you;
- If you see a crime happening to another person. You should not become involved yourself but you should give the Police details of what is happening and where the crime is taking place.
- If you have information about a crime that has happened, for example, so see someone selling something that you know was stolen, then you should contact the Police.
- If you see something that you think is strange and you believe that it could hurt someone, you should contact the Police. For example, you see a hiding a gun in their garden.



## How do I report to the Police?

- **If it is an emergency, call 000.** The person who answers will ask you if you want the Police, an Ambulance or the Fire Brigade. If your English is not so good, you say **'Interpreter. Arabic/ Chinese/Thai'**.



- **Go to your nearest Police Station.** Again, if you do not speak English well, say **'Interpreter'**. Sydney Police Station at 192 Day Street SYDNEY 2000 is open 24 hours. Their phone number is 02 9265 6499.



- **Call Police Assist Line on 131444.** This is a 24 hour line which is free of charge. You should only use this number if you want to report something to the Police that is not an emergency. For example, if your bicycle has been stolen, then the crime has finished. You should use this number to report the crime. The police will give you a report number. You should write this down because you may want to speak to the police later. You can also ask for an interpreter if you use this number.



- **Crime Stoppers - 1800 333000.** This is a free phone number. You should use this number if you want to tell the Police about someone whom the police is looking for or if you have information about some crime, for example, you know that someone is stealing cars. You can give information to the police anonymously -that means you don't have to give your name. Sometimes you can get an award of \$1000 for information like this.





## When happens if I report a crime?

If you report a crime to the Police, a police officer takes responsibility for your case. You will be given the police officer's name and telephone number. The Police officer will ask you to explain clearly what happened to you or the details of the crime that you have witnessed. The Police officer will write down what you say. This is called a 'Statement'. Usually you have to sign this Statement.

If you have been hurt and the Police come to help you, they will almost always bring you to a hospital to make sure that you are well. They may ask the doctor to record (write down) your injuries or even take photographs of your injuries. Sometimes this information may be needed in Court. They could take some of your things, for example clothes with blood on them, because they can use this as evidence in Court.

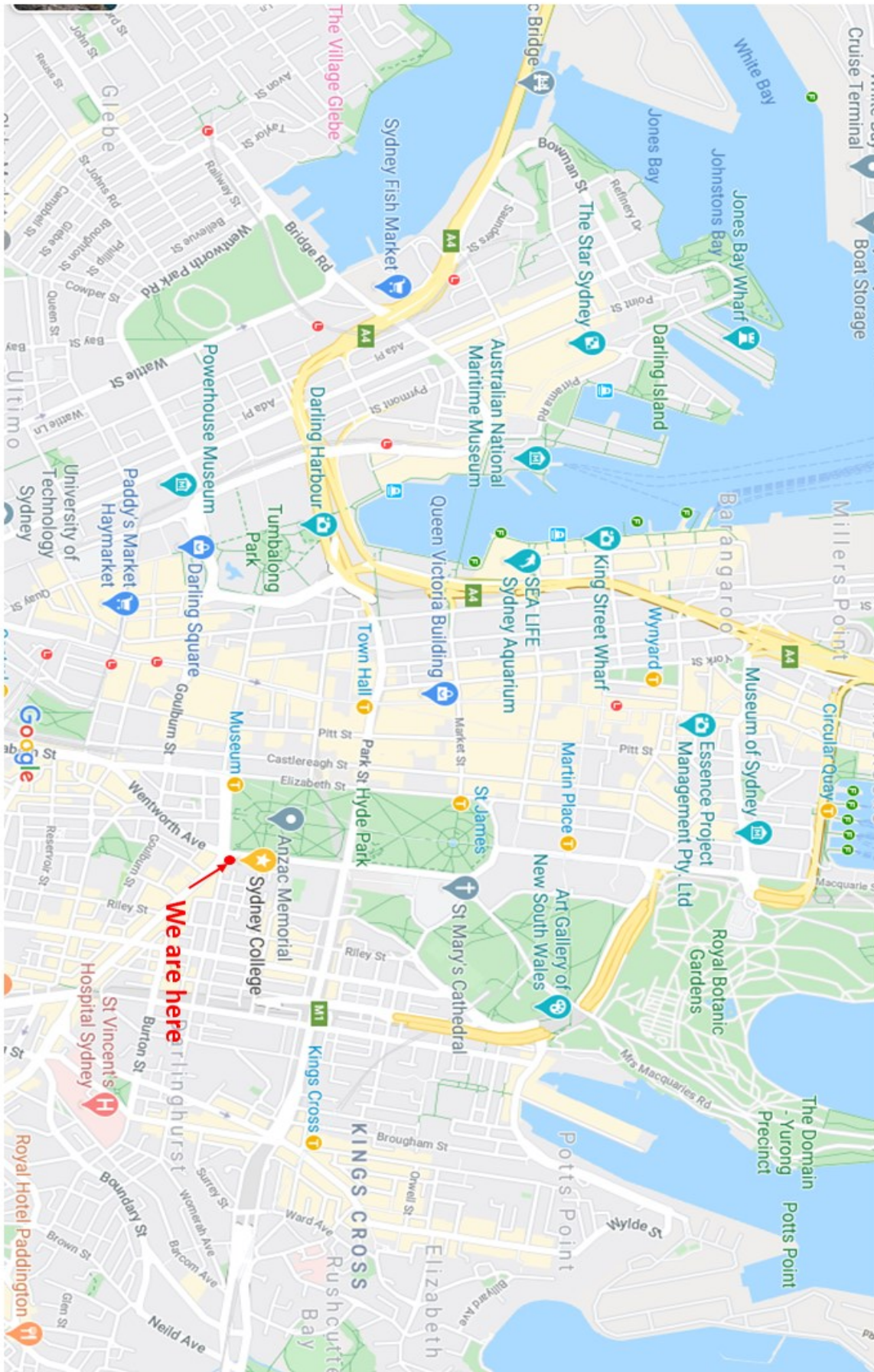
## Important Telephone Numbers

<b>Sydney College, 38 College Street, Darlinghurst NSW 2010</b>	<b>8959 2717</b>
<b>Emergency Police, Ambulance or Fire Brigade</b>	<b>000</b>
<b>Sydney Police Station, Day Street, Sydney</b>	<b>9265 6499</b>
<b>Police Assist Line</b>	<b>13 14 44</b>
<b>Crime Stoppers</b>	<b>1800 333000</b>
<b>St Vincent's Private Hospital 390 Victoria St, Darlinghurst</b>	<b>8382 1111</b>
<b>Sydney Silver Taxis</b>	<b>1300 020 368</b>
<b>Telephone Interpreting Service</b>	<b>13 14 50</b>
<b>Sydney Council</b>	<b>9265 9333</b>
<b>Fair Trading, NSW, 4 Parramatta Square ,12 Darcy Street, Parramatta</b>	<b>13 32 20</b>
<b>Legal Aid NSW</b>	<b>1300 888529</b>
<b>Department of Immigration &amp; Border Protection (DIBP)</b>	<b>13 18 81</b>

## Need more information?

- **Speak to or contact Sydney College Student Services** **8959 2717**
- **Check the Students' Handbook**
- **Go to Sydney College's website:** **[www.sydneycollege.nsw.edu.au](http://www.sydneycollege.nsw.edu.au)**

# Sydney CBD Map





RTO Number: **40896C**

CRICOS Provider Code: **03409F**

A trading name of

NSW Business College Pty Ltd

(ABN:45 163 454 797 )

**Level 2, Hyde Park Plaza Hotel Building  
38 College Street  
DARLINGHURST NSW 2010**

**Phone: +61(0)2 8959 2717**

**Email: [info@sydneycollege.nsw.edu.au](mailto:info@sydneycollege.nsw.edu.au)**

**Web: [www.sydneycollege.edu.au](http://www.sydneycollege.edu.au)**